



**Queensland University of Technology**  
Brisbane Australia

This is the author's version of a work that was submitted/accepted for publication in the following source:

Dumas Menjivar, Marlon, Rosemann, Michael, & Sewing, Jan-Hendrik (2006) Process-Oriented Assessment of Web Services. *International Journal of E-Business Research*, 2(1), pp. 19-44.

This file was downloaded from: <http://eprints.qut.edu.au/21917/>

**Notice:** *Changes introduced as a result of publishing processes such as copy-editing and formatting may not be reflected in this document. For a definitive version of this work, please refer to the published source:*

# **Process-oriented Assessment of Web Services**

Jan-Hendrik Sewing<sup>\*</sup>, Marlon Dumas<sup>\*\*</sup> and Michael Rosemann<sup>\*\*</sup>

<sup>\*</sup> Siemens Management Consulting

St.-Martin-Straße 76

81541 Munich, Germany

E-mail: [jan-hendrik.sewing@siemens.com](mailto:jan-hendrik.sewing@siemens.com)

<sup>\*\*</sup> Centre for IT Innovation

Queensland University of Technology

GPO Box 2434

Brisbane QLD 4001, Australia

E-mail: [m.dumas@qut.edu.au](mailto:m.dumas@qut.edu.au), [m.rosemann@qut.edu.au](mailto:m.rosemann@qut.edu.au)

# Process-oriented Assessment of Web Services

## Abstract

Though web services offer unique opportunities for the design of new business processes, the assessment of the potential impact of web services is often reduced to technical aspects. This paper proposes a four-stage methodology which facilitates the evaluation of the potential use of web services in e-business systems both from a technical and from a strategic viewpoint. It is based on business process models, which are used to frame the adoption of web services and to assess their impact on existing business processes. The application of this methodology is described using a procurement scenario. The methodology provides not only new directions for web services related research, but is also of high relevance for users and vendors of web services.

## 1 Introduction

Web services (WS) is an emerging set of technologies that aims at facilitating the flexible and standardised implementation of interoperable software systems. Considerably hyped in recent years, WS are expected to ease many current IT problems, such as the large-scale integration of heterogeneous software applications or the cost-effective establishment of E-business interactions.

Although the intensity of development efforts and standardisation activities is very high, systematic assessment approaches of the actual impact of WS on existing IT infrastructures are still rare. Thus, many organisations are still struggling to assess the real impact of WS and the accompanying opportunities and threats. Without appropriate business alignment, however, WS might be perceived as a purely technical solution without a clear value proposition. This constitutes a potential risk factor in the light of recent views on IT benefits and current IT spending practice and could eventually hamper a wide adoption (Gartner 2005).

Addressing the alignment of WS to business priorities is therefore a critical step towards the success of this emerging technology: it will determine whether WS can fit into (and more importantly improve) existing business practices and thus increase the competitiveness of the organisations that adopt them.

Business process modelling (BPM) is an established approach for analysing and improving existing business processes (BP). Business process models, extended with relevant information, have the potential to serve as a decision support instrument for assessing the potential of WS. They are able to show the process context and ways of how WS can enable business process innovation.

This paper proposes a methodology for identifying and assessing opportunities for introducing WS into organisations by means of BPM. After briefly outlining and justifying the research approach (Section 2), a framework is presented for selecting the most appropriate processes for incorporating WS (Section 3). Following this, information domains and types are identified that need to be contained in a business process model to support systematic WS assessments and to facilitate WS deployment (Section 4). This information is then mapped into a specific representation in the context of the ARIS Toolset<sup>1</sup>, a widely used solution for BPM (Section 5). This mapping as well as the conceptual possibilities of the methodology are then illustrated through an example from the area of e-procurement. Finally, conclusions and directions for future work are outlined (Section 6).

## **2 Research Approach**

The proposed assessment methodology was designed by building on previous literature complemented by focus group discussions with early and prospective WS adopters. The purpose of the focus groups was to explore the current practice of web service implementations, and industry's perception and approaches on how to address the challenge of business alignment. Specifically, two focus groups were organised: one for discussing the uptake and adoption of WS technologies and a second one for discussing the use of BP models for assessing WS adoption opportunities. Overall, the focus groups included 15 participants from 8 organisations and 4 domains (IT users, vendors, consulting firms, and research).

The reason for choosing focus groups as the empirical basis for this study lies in their effectiveness for gathering the general opinion of a target audience by providing an environment that allows probing for clarification and justification of opinion (Morgan (1988) in (Saulnier, 2000)). As Morgan (1988) states the "hallmark of focus

---

<sup>1</sup> <http://www.ids-scheer.com>

groups is the explicit use of the group interaction to produce data and insights that would be less accessible without the interaction found in a group" (Morgan, 1988) p.12. Focus groups are especially suitable for generating hypotheses when little is known in a specific research area (New Mexico State University - College of Agriculture and Home Economics). Sofaer et al. (2001) suggest that if the previous work in a field is limited (which is the case here) then the research needs to be, at least initially, exploratory in approach (Sofaer, Kreling, Kenney, Swift, & Dewart, 2001). Fern (2001) argues that "creating, collecting, identifying, discovering, explaining and generating thoughts, feeling and behaviours are all purposes of exploratory research" (Fern, 2001) p.5. Given the relative novelty of WS and the scarcity of previous research from a business point of view for this innovative research project, up-to-date information from industry was sought.

### **3 WS Assessment Methodology**

Two main assessment scenarios can be differentiated: (i) an organisation has a specific need and wants to evaluate the applicability of WS within a selected BP, or (ii) an organisation wishes to identify those business processes, which would benefit most from the deployment of WS. Scenario (ii) comprises scenario (i) as the required decision process involves several activities including those necessary when starting scenario (i). In both cases it is assumed that the organisation has conducted BPM and BP redesign activities beforehand, in order to start from an informed perspective (compare with (Bielski)).

#### **3.1 Decision Methodology - Overview**

In the following, a general decision methodology for the introduction of WS is proposed for scenario (ii). It is shown what information would be required at which stage and to what extended business process models can be utilised.

The methodology is intended to serve as a guideline for systematically assessing the potential of business processes regarding the deployment of WS and selecting the most appropriate processes and WS. It helps answer "outside-in" questions (compare with (Bibby & Brea)) such as "to what business processes could WS be best applied?", and "what economic impact could that have?"

The methodology consists of a framework that follows a top-down structure with four decision stages. It includes several checklists to make it a practical instrument.

A process' WS potential, i.e. the technical and economic feasibility and suitability of WS integration within a selected BP is the main outcome of this methodology. The assessment is based on a scoring model, in which criteria and their weighting can be adapted and modified, making the tool highly flexible.

The assumed starting input are BP models, which could be the result of a comprehensive process modelling or improvement project. In the *first phase*, this existing set of business processes is evaluated against a shortlist of criteria, which allows to immediately disqualify business processes for the deployment of WS. These criteria could be that the processes are definitely unable to be WS enabled or are already working very well so that running the risks associated with the change process would be unreasonable.

Within the *second* decision phase, the remaining subset of processes is evaluated regarding its "web service – process suitability". Processes are generally classified into four categories based on organisation-independent characteristics, i.e. a) strong web service suitability, b) web service "learning chance", c) future web service potential and d) limited web service applicability.

The processes which fall into the categories (a), (b), and (c) are subject to further investigation within a *third* decision phase. Here, organisation-dependent criteria come into play, further reducing the set of potentially suitable business processes. This includes among others an assessment of the strategic importance of WS for the organisation.

During the *fourth* and final stage, the organisation finally prioritises the remaining potential WS projects, largely based on methods and measures known from conventional evaluation of alternative IT investments (e.g. ROI, NPV, TCO)..

The following sections describe the different stages and the required input in more detail.

### **3.2 First Stage – Process Rejection Based on Discarding Criteria**

At this stage BP that match at least one of a list of disqualifying criteria are rejected. These organisation-independent criteria should be easy to assess without requiring a detailed investigation of process models. Care must be taken to ensure that the criteria are chosen in such a way that they do not reject potential processes over-hastily. On the other hand they should be selective enough to reject as many

unsuitable processes as possible in order to reduce the effort of detailed evaluations at the following stage. Thus, there is a trade-off between the amount of accidental disqualification of business processes and the workload at the following decision point. Potential criteria could be:

- The process involves only physical performance that cannot be digitized
- Human intelligence or sophisticated interpretation required
- (Isolated) process which is working well, stable, efficient, and cannot be leveraged (does not represent “hidden value”)

### 3.3 Second Stage – Assessing General WS Suitability

At this stage the remaining subset of business processes from the first stage is evaluated using a “web service – process suitability” scoring table. The criteria are still independent from the specifics of an individual organisation. The goal of the scoring table is to assess the suitability of the BP for the application of web services based on two dimensions.

- The first dimension measures whether the *business* needs match with known business drivers for WS.
- The second dimension evaluates whether the *technical* requirements could currently be met by available WS technology.

Each dimension is represented by a number of criteria which can be weighted and contain weighted sub-criteria. For both dimensions possible criteria are summarised in Table 1. The criteria and framework are based on criteria proposed by ((Patricia Seybold Group), (The Stencil Group), (Robins, Sleeper, & McTiernan, 2003), (Papazoglou, 2003), (John Hagel III & Brown, 2002), (Linthicum, 2002), (John Hagel III, Brown, & Layton-Rodin, 2002), (Wright, 2002), (Wilkov) (Burdett, 2003)), and findings from our two focus groups.

| Second Stage – Qualifying Analysis Criteria |   |
|---|---|
| Business Need                               | Business Process Characteristics  |
| Reduction of asset investment:              | Unique expensive resources are currently used to support the business process and could be replaced |
| Reuse and easier maintenance:               | Redundant functionality in several application systems exists and shall be reduced/existing         |

|   |  |
|---|--|
|   | functionality shall be leveraged   |
| Support for heterogeneous endpoints:  | Business process requires support for multiple, heterogeneous interfaces   |
| Automation of manual interventions and intensive data entry:<br>(provide automatable interface, human intervention for exceptions only) | Multiple manual, error-prone interventions dealing with digitized data are currently required for the business process |
| Automation of transaction chains (multi-step process):  | Multi-step process, involving different business parties, shall be automated   |
| Introduction of Self-service mechanism:<br>(Enabling direct “on demand” access to core system rather than cached or replicated data)    | A batch process shall be replaced by a self-service, real-time mechanism   |
| Higher transparency/visibility:   | Frequent access to dynamically produced data has to be supported   |
| Ad-hoc business:  | Ad-hoc business with previously unknown parties shall be supported   |
| Higher flexibility and business agility, dynamic process support:   | “On demand” reconfiguration of business process required   |
| Low impact of failure:  | Financial risk of system failure is low for the business process   |
| <b>Technical Need</b>   | <b>Business Process Characteristic</b>   |
| Processing speed:   | No extremely short responses are required  |
| Processing time guarantees:   | No precisely predictable response time is required   |
| Distribution of transaction volume:   | Low transaction burst probability  |
| Response to failure:  | No failure compensation, roll-back, “state capture” are required   |
| Security Requirements:  | No non-repudiation, “chains of trust” and tamper-proofness are required  |
| Manageability and Choreography:   | No complex service composition is needed   |
| Semantic heterogeneity:   | Shared meaning can be defined  |
| Process repetition:   | High repetition frequency  |
| Process stability:  | Process and involved application systems are likely to change over time  |
| Transaction mode:   | Real-time mode is required   |
| Support for heterogeneity:  | Multiple, diverse hardware and software systems are involved   |
| Implementation effort:  | Significant custom development would be required for conventional approach   |

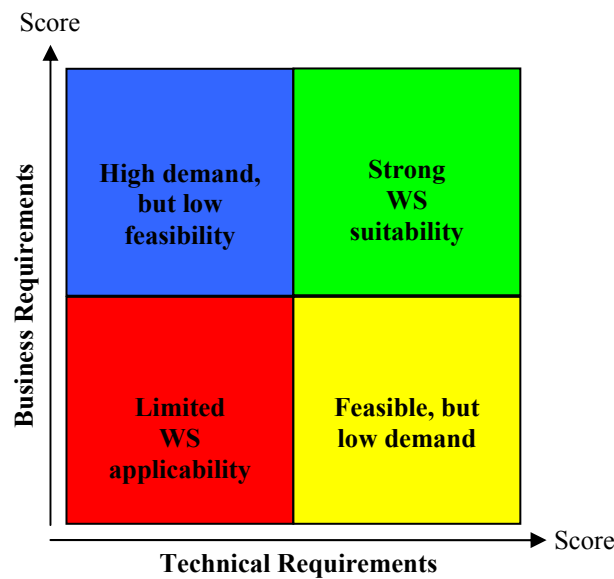
**Table 1:** Process evaluation for WS

Scores are then calculated independently for both dimensions. Every criterion which has been answered with a “yes” gets a score of one, every “no” results in a score of zero. The scores are then weighted and added. This is shown in Table 2.

| Characteristic | [No = 0, Yes = 1] | Weight; $\Sigma(\text{rows}) := 1$<br>(each ranging [0..1]) | Score per Characteristic |
|----------------|-------------------|---|--------------------------|
| xyz            | {0;1}             | [0..1]  | = ({0;1} x [Weight])     |
| ...            | ...               | ...   | ...                      |
|                |                   | $\Sigma(\text{rows}) := 1$                                  | $\Sigma(\text{rows})$    |

**Table 2:** Simple scoring table for each of the two dimensions

The resulting score for each dimension of the BP under evaluation can then be visualized as a dot in a two dimensional matrix which represents its potential for WS deployment. A potential matrix and an explanation of its different fields are given in Figure 1.



| Field in Matrix                         | Description  | Likely Approach  | Potential Risks                      |
|---|--|--|--------------------------------------|
| <b>Strong Web Service suitability</b>   | The project presents an ideal application of WS. Short-term requirements fit the still-maturing technology stack.  | Pragmatic deployment for immediate advantage                     | Changing technology standards        |
| <b>High demand, but low feasibility</b> | WS are an excellent solution here from a conceptual standpoint. However, due to the still maturing technology stack they are not able to support the activities today or only with high financial effort | Usage of existing and tested solutions while planning for future | Holding back on needed functionality |

|  |   |   |  |
|--|---|---|--|
|  | and time expenditure. Designing the system that supports the process with a service-oriented future in mind makes sense. However, it cannot be built as a "true" WS at the moment.  | evolution   |  |
| <b>Feasible, but low demand</b>          | The process could be supported in a number of ways. WS are probably not the best strategic choice. However, as the technical requirements are met, WS deployment provides opportunities to develop a proof-of-concept application and training for developers in a low-risk context. The danger might be a low ROI. | Testing tools and performance in low-risk environment   | Technology may drive business objectives |
| <b>SW = Limited applicability for WS</b> | Neither the business nor the technical requirements seem to be suitable for a service-oriented solution. Other available technologies could solve the problem with less risk.   | Looking elsewhere to experiment with the new technology | Missing potential SOA cost benefits      |

**Figure 1:** WS suitability matrix

### 3.4 Third Stage – Organisational Characteristics

The second stage evaluated the general process suitability for WS. After this stage, at least the processes marked with “limited applicability” can be sorted out. The following evaluation is not based on general process characteristics anymore but on *organisational-dependent* criteria. Here, it has to be established whether the qualified processes from stage 2 are suitable for web services with regard to the specific characteristics of the organisation. For example, in spite of high costs and risks, an organisation could decide to experiment with a “future web service” application etc. Potential criteria were identified with the help of the focus group sessions:

- Who are the involved business partners for the business process under consideration? Internal/external? (If external: what is the existing level of trust? Existing level of knowledge about internal processes and systems? Business partner’s existing IT capabilities? Do the partners already use standardised data formats or are they in the process of adopting WS?)
- Would the required technical resources be available?
- Would the required skill set be available?
- Are there example implementation and/or best practice available?
- What are potential risks? Consider risk affinity.

Different weights could be assigned to the factors depending on the importance the organisation attaches to them.

### 3.5 Optional Stage - Assessing WS Strategic Importance

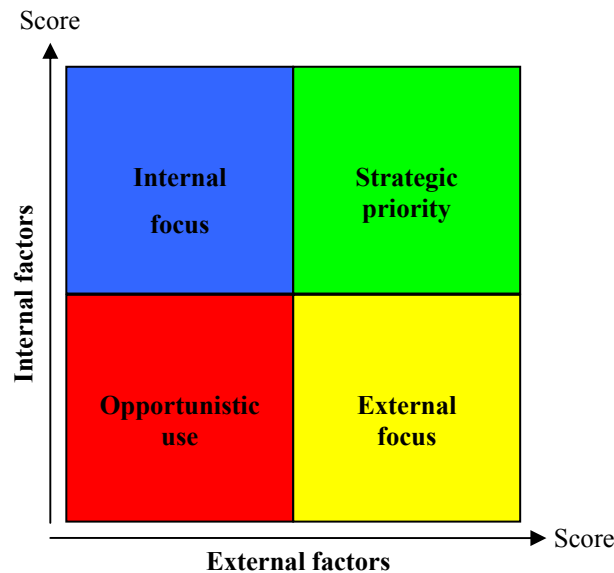
This optional stage proposes a systematic approach for assessing the strategic importance of WS for an organisation. As with the process evaluation, the organisational assessment can be carried out by answering questions relating to two dimensions, as depicted in Table 3. Here, the dimensions would be internal organisational factors and external market attributes ((Christiansen, 2002), (Chen, 2003), (The Stencil Group), and the focus groups).

| <b>Optional Stage – Organisational Analysis Criteria</b>   |  |
|--|--|
| <b>Internal Factors</b>                                    |  |
| Funding & Backing:   | Business units specify and fund most major IT projects                                       |
| Role of IT for organisation:                               | Use of IT is a competitive advantage   |
| Role of innovation for organisation:                       | Innovation is a competitive advantage, organisation is risk taking                           |
| Current application architectures:                         | IT maintenance and integration costs are high  |
| Importance of optimisation:                                | Increasing productivity is a strategic need  |
| Current IT resources:                                      | Current development & deployment platforms support Service-Oriented Architectures            |
| Current available IT skills:                               | Adequately skilled personnel is available  |
| <b>External Factors</b>                                    |  |
| Industry characteristics regarding specified data formats: | Industry uses standardised data formats (esp. XML)   |
| Industry characteristics regarding data regulations:       | Use or sharing of data is regulated by law   |
| Industry e-commerce capabilities:                          | Industry has experience using B2Bi   |
| Support from current IT vendors:                           | IT vendors have strategic support for WS   |
| Current business partners IT capabilities:                 | Partners are heterogeneous regarding e-commerce capabilities                                 |
| Market structure:  | Oligopoly, more than one dominating player are present                                       |
| Current business relationship characteristics:             | Several trust-based relationship with deep mutual understanding of internal structures exist |

**Table 3:** Organisational evaluation for WS

The scores are calculated in the same way as for the process analysis in stage 2.

The resulting degree of current importance of WS for an organisation could be again visualized as a dot in a two-dimensional matrix similar to the process evaluation stage. This is shown in Figure 2.



| Field in Matrix                | Description  | Likely Approach   | Potential Risks                                  |
|--------------------------------|--|---|--|
| <b>NE = Strategic priority</b> | WS should represent a significant element of the overall IT strategy. Strategic business processes will be affected. All major IT efforts should be considered in the context of fulfilling the SOA vision.  | Going for vision of service-oriented enterprise           | Over architecting                                |
| <b>NW = Internal focus</b>     | The organisation is positioned to make use of WS. However, many of the partners and customers may not be. Therefore it makes most sense to look at how WS-based integration can optimise internal processes and help better utilise existing assets. | Focusing on fixing while ensuring performing applications | Ignoring interesting market opportunities        |
| <b>SE = External focus</b>     | WS represent an important way to connect to customers and business partners because of market dynamics. WS-based offerings could represent a potential competitive advantage for first movers.   | Using innovation for competitive advantage                | Opening holes regarding security and scalability |
| <b>SW = Opportunistic use</b>  | WS may be an appropriate solution for specific projects. However, they do not represent a critical element of the overall IT strategy. Nevertheless, developers  | Small steps for incremental benefits                      | Missing the strategic vision                     |

|  |   |  |  |
|--|---|--|--|
|  | should be encouraged to experiment with the Web Service standards and related software tools. |  |  |
|--|---|--|--|

**Figure 2:** Matrix for WS strategic importance

The result of this evaluation could be utilised for the 3<sup>rd</sup> stage in the decision-making process.

### 3.6 Fourth Stage – Assigning WS Implementation Priority

The remaining business processes that were generally suitable regarding their process characteristics (2<sup>nd</sup> stage) and met the organisations’ specific situation (3<sup>rd</sup> stage) are prioritised in a last step. The goal here is to define what processes should be web service-supported first. This can be determined by considering organisation-dependent factors. A list of proposed factors is presented in the following Table 4. Different weights could be assigned to the factors depending on the importance the organisation attaches to them. The set of criteria is based on (Christiansen, 2002), (Estrem, 2003), (Hammer & Champy, 1993) (John Hagel III & Brown, 2002), (Patricia Seybold Group), (Samtani & Sadhwani, 2002), and the focus groups.

| <b>4<sup>th</sup> stage – Priority criteria</b>  |
|--|
| Choose main “pain areas” where business partner or customers would like to be able to do things they cannot do at the moment                                       |
| Consider importance of involved business partner/customer for organisation.  |
| Choose projects where a new business need has to be satisfied and aggregated applications from remote systems can be leveraged.                                    |
| Choose projects for identified stable (proven) core business functionalities. However, the pilot area should not endanger established, mission-critical processes. |
| Choose highly repeatable scenarios.  |
| Evaluate project’s feasibility.  |
| Analyse of value proposition with (risk-adapted) return on investment (ROI) analysis, economic value added (EVA) etc. for Compare estimated costs.                 |
| <ul style="list-style-type: none"> <li>• Compare estimated project duration.</li> <li>• Compare potential benefits.</li> <li>• Compare potential risks.</li> </ul> |
| Financial decision for evaluating investment alternatives, likely to be based on strategic cost management methods like total cost of ownership (TCO).             |

**Table 4:** Priority criteria

Based on these outlined logical steps an organisation should be able to systematically integrate web service technology as a facilitator of its business processes. The questions proposed for an assessment and their sequence guarantee that the most suitable and feasible activities and business processes for WS support are identified. The framework can moreover be tailored to the individual characteristics of an organisation, as the criteria and their weighting are adaptable. Figure 3 summarises the outlined stages.

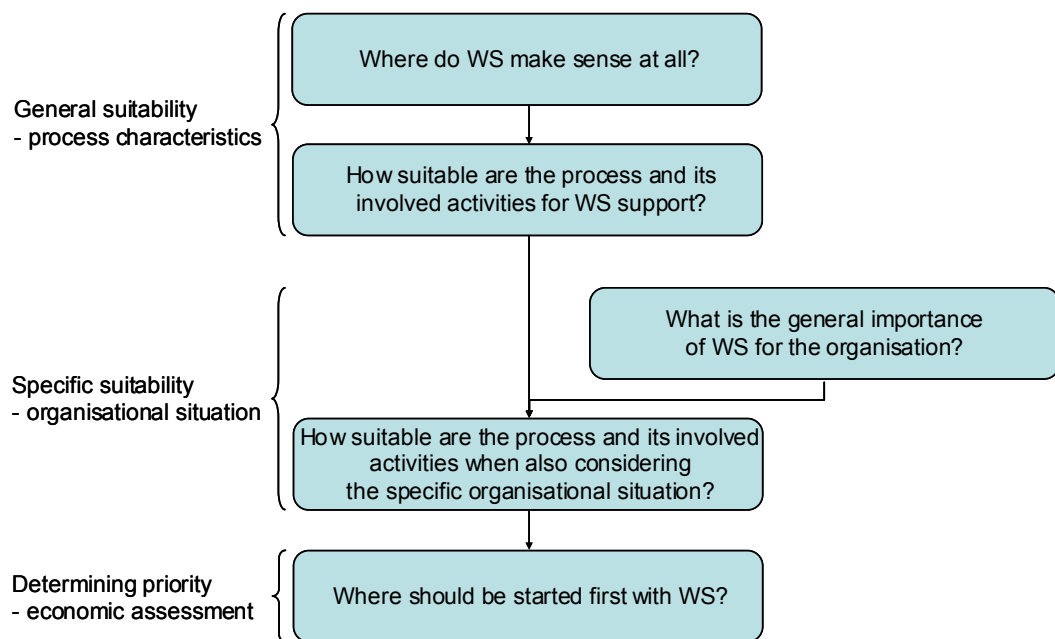


Figure 3: Identifying and evaluating Web Service opportunities

## 4 Support through Business Process Modelling

### 4.1 Required Information for the Assessment of Web Service Potential

Business process modelling can support the decision making process described above in all stages. Apart from presenting an overview of an organisation's processes, assigned actors and resources and their interrelationships, which is of great value in order to gain a fundamental understanding of how the enterprise works (e.g. compare with (Schmelzer & Bloomberg, 2002)), a wide array of information can be captured in the process model and help answer the questions above. A list of identified critical information for the evaluation of web services and their deployment is presented in Table 5. This list was developed based on the information

which has been identified as important for the different evaluation stages as well as with the help of additional literature (e.g. (ebXML Business Process Team, 2002), (Papazoglou, 2003)). Furthermore, a classification into separate domains has been carried out.

| <b>Related Stage</b> | <b>Information Domain and Type</b>   | <b>Detailed Description</b>  |
|----------------------|--|--|
|                      | <b>Process characteristics</b>   |  |
| 2                    | <b>Process stability</b>   | Adaptability requirements (process' ability/likelihood to change)  |
| 2                    | <b>Process repetition frequency</b>  | Frequency process is carried out with  |
| 1, 2                 | <b>Process' level of interconnection with following processes</b>  | Degree to which process influences following processes   |
| 2, 4                 | <b>Process' level of mission-criticality</b>   | Degree to which the organisation relies on the process under consideration   |
| 2, 4                 | <b>Process' estimated monetary value if quantifiable</b>   | Quantification of the value of the business process if possible  |
|                      | <b>Involved electronic transaction characteristics</b>   |  |
| 2                    | <b>Business transaction type</b><br>E.g. Request/confirm, Request/response, Notification, Information distribution...                  | Transaction type information supports an estimation of the degree of complexity of a potential service   |
| 2                    | <b>Composition requirements</b>  | Required interrelations with other services, supports an estimation of the degree of complexity of a potential service   |
| 2                    | <b>Transaction mode</b><br>Synchronous or asynchronous or "as-agreed-by-parties"   | "As-agreed-by-parties" indicates that the flow of control would be specified in trading partner agreements   |
| 2                    | <b>Message delivery requirements</b><br><br>Reliable messaging<br><br>Message sequencing<br><br>Two Phase Commit<br><br>Message expiry | Delivery of message until acknowledged<br><br>Sequencing requirements<br><br>Synchronization (to ensure that in the end "all or nothing" works)<br><br>Definition of end of validity of involved message |
| 2                    | <b>Processing speed requirements</b>   | Time constraints that have to be met   |

|         |  |   |
|---------|--|---|
| 2       | <b>Processing speed guarantees</b>                 | Accepted level of speed/time deviation  |
| 2       | <b>Throughput requirements</b>                     | Rate (+peak rate) at which potential service is required to be able to process requests   |
| 2       | <b>Scalability requirements</b>                    | Based on estimation of service's future use   |
| 2       | <b>Security requirements</b>                       |   |
|         | Authentication                                     | Identification and validation of creator/sender of message  |
|         | Authorization                                      | Assignment of rights to sender/creator of message   |
|         | Confidentiality                                    | Transport security/encryption requirements  |
|         | Data integrity                                     | To ensure that data has not been altered between communication entities   |
|         | Non-repudiation                                    | To ensure that transaction route is traceable and no aspect of the transaction can be denied  |
| 2       | <b>Failure response requirements</b>               | Compensation requirements for sub-transactions, roll-back, sub-transactions might also produce valuable results that should not be completely lost in case of failure (state capture) |
|         | <b>Involved systems' characteristics</b>           |   |
| 1, 2    | <b>Description of modules and functionality</b>    | Description of functionality to track redundancies, encourage re-use etc.   |
| 2       | <b>Capacity utilisation level</b>                  | Description of system's current degree of utilisation and relationships to processes  |
| 2       | <b>Costs (initial &amp; maintenance)</b>           | Description of current costs for, supporting potential reduction of asset investments etc.  |
| 2       | <b>Existing interfaces</b>                         | Description of interfaces to asses degree of required support for heterogeneity   |
| 2       | <b>Used communication protocols</b>                | Description of communication protocols in place   |
| 2       | <b>Systems ability/likelihood to change</b>        | System's adaptability support and requirements  |
|         | <b>Involved data's characteristics</b>             |   |
| 3, opt. | <b>Data format and its compliance to standards</b> | Description of data structure   |
| 2       | <b>Dynamics, frequency of change</b>               | Description of current level of dynamics of involved data   |
| 2       | <b>Importance of timeliness</b>                    | Requirements for timeliness of involved data  |

|         |  |   |
|---------|--|---|
| 2       | <b>Required level of end-to-end security for involved data</b>   | Description of required degree of end-to-end security for data  |
|         | <b>Involved business partners' characteristics</b>   |   |
| 2, 3    | <b>Total number of involved parties</b>  | Higher number usually means higher complexity that has to be supported  |
| 4       | <b>Assumed frequency of cooperation</b>  | Information could be used for assigning priority to potential supporting IT project   |
| 4       | <b>Importance of business partner to organisation</b>  | Information could be used for assigning priority to potential supporting IT project   |
| 3, opt. | <b>Autonomy, degree of individuality</b>   | Partner's IT compliance to existing "global" standards and agreements   |
| 3, opt. | <b>Existing level of business trust</b>  | A high level of business trust is especially considered to be important for near-term external Web Service projects                       |
| 3, opt. | <b>Existing process insight, manageability, shared meaning</b>   | External visibility, understanding, and manageability of partners' applications   |
| 3, opt. | <b>Existing technological base</b>   | Description of partners' current IT systems   |
| 3, opt. | <b>Existing IT skill base</b>  | Description of partners' current IT skills  |
|         | <b>Examples, first implementations &amp; their maturity, including contacts</b>  |   |
| 3, 4    | Vendor stories, Analyst reports, Press articles, Newsgroup examples, Research activities and prototypes, with contact details of the authors/producers, links to newsgroups etc. | With examples published in press articles and analyst report likely to be more mature than newsgroup discussions and prototype activities |
|         | <b>Risks &amp; Benefits of WS implementations</b>  |   |
| 3, 4    | Derived from the scientific press and [Examples]   | Description of risks and benefits experienced in early WS implementations   |

**Table 5:** Identified critical information for Web Service evaluation

## 4.2 Required Information for WS deployment

Apart from supporting the *identification and evaluation* of opportunities for WS integration to improve business processes, BP models are also a valuable tool for facilitating WS deployment. BP models could capture a) patterns, b) WS taxonomies and c) WS semantics.

*Patterns* may be identified in WS practices and added as additional, classifying information to a model. Once patterns are identified and captured they provide opportunities for simplifying structures and processes. Besides, these identified patterns promote the re-use of knowledge and functionality which reduces the development effort. Encouraging and reinforcing consistency and standardisation (e.g. compare with (Glushko & McGrath, 2002)) this can also lead to reduced maintenance. IBM, for example, offers a set of e-Business patterns to facilitate the process of developing web-based applications. As a general rule, they expect that the emerging WS affect the implementation of all their presented patterns, i.e. business, integration, and application patterns, whenever there is a boundary between businesses, applications, or logical components of a solution across which information must be exchanged (Adams, Gisolfi, Snell, & Varadan).

Because WS are presumed to be re-used, a prerequisite for efficient service development is also the creation of a comprehensive reusability strategy. One of the bases for this strategy should be a taxonomy of services (Scholler). *Web service taxonomies* help categorise WS, e.g. based on their role or function they provide within an overall enterprise (Morgenthal). Scholler (2003), for instance, proposes a 2 x 2 matrix taxonomy consisting of the dimensions provider scope (e.g. the provider may be a particular organisational unit, and its associated applications or the provider may also be enterprise wide in scope) and consumer scope (e.g. consumers may be local to a particular organisation, or the consumers may be global and outside the boundaries of the enterprise). These dimensions result in at least four classes of services with accompanying different strategies that should be followed (Scholler). Other examples for possible WS taxonomies include the business purposes that trigger WS implementations. WS taxonomy information could be attached to the WS implementations that are captured in BP models. Morgenthal (2003) argues that if the software industry, analysts and IT management adopt taxonomies, the immediate advantage would be a faster and simpler software selection process. Another impact could be the standardisation of interfaces for interacting with special types of services, which would ease integration concerns (Morgenthal).

Apart from capturing patterns and web service taxonomies, *web service semantics* (i.e. service capabilities, additional functional and non-functional properties) can also be recorded in BP models to facilitate WS deployment. Documentation of WS

capabilities and additional functional properties will support the re-use of services and facilitate communication with internal and external parties involved in the WS implementations. Furthermore, capturing non-functional service properties will be necessary for WS (provider) evaluation.

Table 6 lists information that is important for WS deployment and can be captured in a BP model. The information domains and types presented are based on (Scholler, 2003), (National Health Supply Chain Taskforce Interoperability Working Group, 2002), (ebXML Business Process Team, 2002).

| Information Domain and Type  | Detailed Description   |
|--|--|
| <b>Business purpose for web service</b>  |  |
|  | Capturing the business purpose of WS implementations provides a basis for identifying knowledge and know-how for future implementation projects.   |
| <b>Interaction pattern</b>   |  |
|  | WS transactions could potentially also automate more complex interaction patterns to great advantage in the future.<br>Capturing the interaction patterns supported by existing WS implementations would offer the chance to identify reusable knowledge if the same interaction pattern was to be supported in a new project. |
| Simple Transaction (1:1)   | Any WS where the objective is for the provider to execute an operation on behalf of the consumer. (E.g. order taking, billing, buying, reporting, finding, reserving)  |
| Agent (1:1:n)  | A WS that acts as an agent providing intelligence in the selection of other services. (E.g. search engine, travel agent that maintains up-to-date arrangements, automatic trading agent)   |
| Dealer/Intermediary (n:1:n)  | A third party that locates, aggregates, potentially inserts value-adding services  |
| Auction (1:n)  | An auction service allows an individual or enterprise to offer various forms of auction service on a private or public basis. (E.g. personal auction service, bid processes)   |
| Virtual hub (n:n)  | Core business services are exposed and executed directly by other parties in a collaborative process. (E.g. supply chain process)  |
| <b>Interoperability scenarios</b>  |  |
| Buyer to major supplier, Buyer to small supplier, Buyer/supplier via e-Marketplace, Buyer/supplier via a third party service provider (“exchange hub”), Ad-hoc, previously unknown | Identified patterns could encourage re-use of functionalities, thus facilitate deployment etc.   |

|   |   |
|---|---|
| <b>Service semantics</b>  |   |
| <b>Service ontology &amp; capabilities</b>  | Description of what the service is about and how it can be discovered (e.g. synonyms for name etc.) |
| <b>Functional service properties</b><br>e.g. identification, location, etc.   | Potentially supporting re-use of services and communication with business partners                  |
| <b>Non-functional service properties</b><br>e.g. availability, costs, ownership, quality, etc.  | Potentially supporting provider evaluation etc.   |
| <b>Misc.</b>  |   |
| Further information that is critical or has proven to be important in the past regarding WS deployment can be integrated in a BP model. |   |

**Table 6:** Identified critical information for Web Service deployment

## 5 Integration in ARIS and Example

This section discusses how the proposed methodology for WS assessment and deployment can be supported by a mainstream BPM solution, namely ARIS. The implementation of the methodology is then illustrated through an e-Procurement scenario.

### 5.1 Introduction to ARIS

ARIS (Architecture of Integrated Information Systems) is a process-oriented business process documentation, analysis, and improvement framework (supported by a toolset) that attempts to span the gap between business theory and information/communication technology (Scheer, 1998a). In ARIS, business processes are represented in diagrammatic form as chains of events and functions (EPCs). Apart from processes, ARIS can be used to model systems, resources, data, software, information flow, organisation, knowledge, skills, business objectives, risks, and costs (Davis, 2001). The result is a highly intricate model which is divided into views in order to reduce its complexity. With such division, the contents of the individual views can be described by special methods. The description may either be performed from a purely functional point of view, or the applications may be considered from the point of view of the data. A third perspective is the organisational one, where organisational units and responsibilities are presented. In order to maintain the relational structure between functions, data, and organisation,

the control view was introduced which shows, for instance, what data is processed by which functions (Scheer, Abolhassan, Jost, & Kirchmer, 2002) p.17. A fifth view, the output view, has been added to represent resulting products and services. Output is the result of processes and describing output is seen as one of the key processes in describing business processes (Scheer, 1998b) p.93.



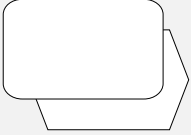






The ARIS Toolset supports a range of modelling techniques. Several model types were evaluated regarding their suitability for supporting the integration of the identified critical information for web service assessment and deployment. Among them are the extended Event-Driven Process chain (eEPC), Column eEPC, Process Chain Diagram (PCD), and the recently introduced E-Business Scenario Diagram. In our example, the latter was used for the top-level modelling. The extended Event-Driven Process Chain is the chosen model type for modelling greater levels of detail.


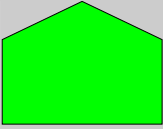

## **5.2 ARIS model types employed**

EPCs are activity-oriented diagrams which are depicted in the process view. The structure of an EPC is that of a directed graph with active nodes (“Functions”) and passive nodes (“Events”). A process is described via an EPC as a chain of business functions, where each function describes an activity and is preceded by and succeeded by events. The latter represent the prior and subsequent situation regarding the function (Soderstrom, 2002). In ARIS, events are graphically represented by a hexagon shape; functions are displayed as soft rectangles. In addition to that, rule operators, represented by circles, illustrate AND, OR, and XOR decisions and are used to model the internal structure of a process (e.g. branching, re-branching, parallel sub-processes etc.). Dotted arrows connect the elements depicting the control flow.

eEPCs are event-driven process chains which are “extended” by the inclusion of elements that are specified in greater detail in other views. That way eEPCs can represent how the available resources implement a process and how the process interacts with its environment. Based on such a model the following types of questions could be answered: a) who does it? (organisational unit), b) what do they do? (function, information carrier), c) how do they do it? (knowledge, application system), d) why do they do it? (objective), and e) when do they do it? (event) (Davis, 2001) pp.162-163.

Table 7 shows common object types that were also used for the implementation of the exemplary business process model presented later. Their description has been adapted from the ARIS Methods Manual (IDS Scheer AG, 2002).

| Symbol  | Object Type Name           | Description  |
|---|----------------------------|--|
|    | Event                      | Events trigger functions and are the results of functions.   |
|    | Function                   | A function is a technical task or activity performed on an object.   |
|    | Process Interface          | A process interface indicates from which process the related event has been created, or which process the event triggers.  |
|   |                            | Comments can be attached to the model to include extra information. They are of no specific object type.   |
|  | Rules<br>X-OR<br>AND<br>OR | The rules describe how the events and functions are related.<br><br>The X-OR means that one and only one input/output is possible, the AND that all the inputs or outputs must be true, and the OR when any combination may be possible. |
| <b>Resource objects</b>   |                            |  |
|  | Organisational Unit Type   | An organisational unit type represents a typification of individual organisational units, i.e. performers of the tasks required to attain the business objectives.   |
|  | Information Carrier        | An information carrier is a means to store information.  |
|  | Cluster                    | A cluster represents the logical view on a collection of entity types and relationship types of a data model.  |
|  | Application System Type    | The Application System Type is representative of a related group of IT systems.  |

|   |                    |   |
|---|--------------------|---|
|  | Module Type        | A module type represents a part of an application system type which can be executed on its own. |
|  | Objective          | An objective is the definition of future company goals  |
|  | Knowledge Category | A knowledge category is used to classify knowledge by topic                                     |

**Table 7:** Common objects within the ARIS Toolset

To facilitate the modelling of e-Business processes, the ARIS framework incorporates a dedicated type of diagram, namely “E-business Scenario diagram”. Using this type of diagram it is possible to view a value-added chain holistically, i.e. from the end customer through all the companies involved in the process. By adopting the column representation style, the E-Business Scenario diagram provides an abstraction of the interfaces between different process partners.

Apart from involved business participants that are placed in the “header row” and the central elements, business processes, different information carrier objects (e.g. Internet) are also available to present the underlying media by which business documents are passed across boundaries (Davis, 2001) p.345. Business component objects, which represent the application system type used in normal eEPCs, can also be included. Furthermore, security protocol objects can be attached to the business documents to specify security requirements. As with eEPCs, the organisational, data and systems description can be specified in greater detail within additional assignable models. The symbols (representing different objects) offered by the E-business Scenario Diagram type are shown in Figure 4.

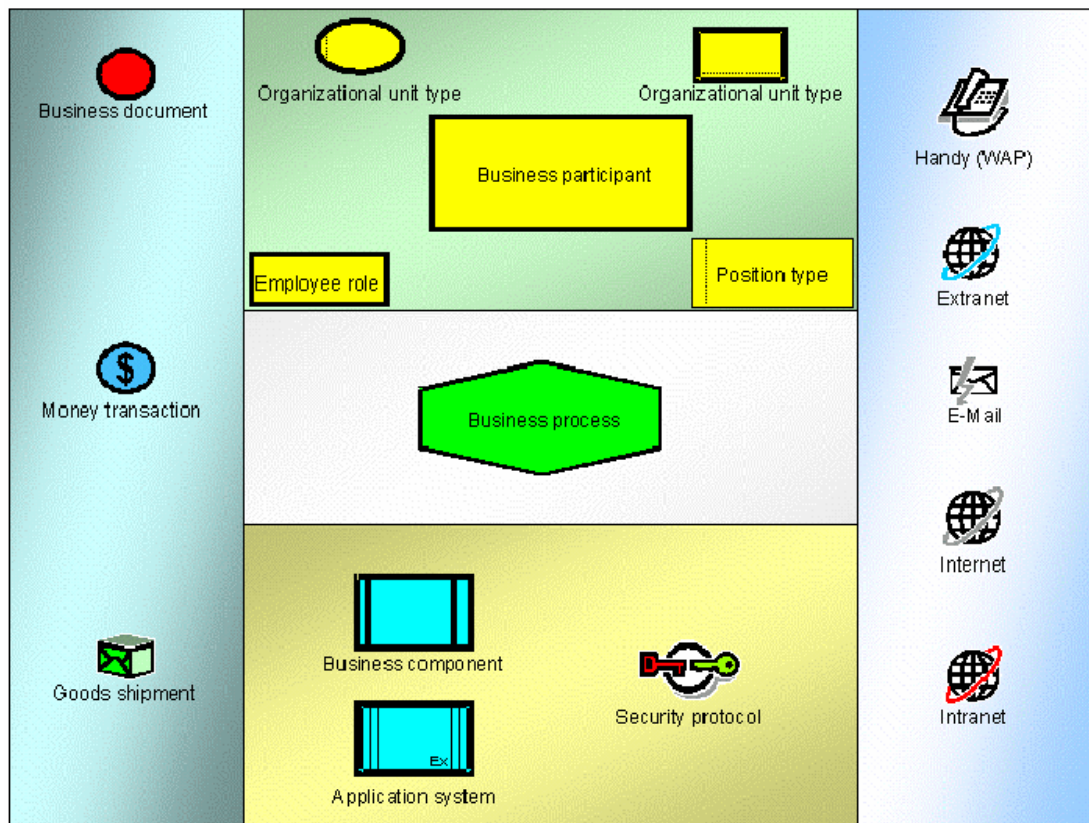


Figure 4: Modelling Symbols for E-Business Scenario Diagrams

### 5.3 Description of Relevant Modelling Constructs in ARIS

The following sections present the modelling constructs and techniques that could be used – in addition to the standard elements “function”, “state”, “operator” and “connection” – to capture the information relevant to WS assessment and deployment (hereafter referred to as “Web Service modelling”) in an ARIS BP model.

#### Hierarchical decomposition

It is a natural design technique to start by creating a high-level concept and then to drill down into successive levels of detail (Davis, 2001) p.242. Process decomposition is achieved by assigning hierarchies of eEPCs to functions (Davis, 2001) p.243. Apart from that, most model assignments in ARIS are made to models that provide additional details about the particular object. The most relevant for this work are presented in Table 8.

| Object | Assigned Model | Hierarchical Representation |
|--------|----------------|-----------------------------|
|--------|----------------|-----------------------------|

|                                 |                                 |  |
|---------------------------------|---------------------------------|--|
| <b>Function</b>                 | eEPC                            | Decomposition of the Function into a more detailed sub process   |
| <b>Application System Type</b>  | Application System Type Diagram | Decomposition of the systems into sub-systems, modules and IT functions                                |
| <b>Organisational Unit Type</b> | Organisation Chart              | Description of the organisational set-up of the involved businesses                                    |
| <b>Information Carrier</b>      | None                            | However, the Technical Terms Model or the eERM Model can be assigned to show structure of carried data |
| <b>Cluster</b>                  | eERM Model                      | Formal description of the data structure   |
| <b>Technical Term</b>           | Technical Terms Model           | Decomposition of the Technical Term into its information structure                                     |
| <b>Knowledge Category</b>       | Knowledge Structure Diagram     | Description of the structure of business knowledge   |
| <b>Business Objective</b>       | Objective Diagram               | Composition / decomposition of the business objectives and description of related critical factors     |

**Table 8:** Hierarchical models in ARIS that can be assigned to objects, adapted from (Davis, 2001)

### Attributes

Attributes are populated with values either through the process of drawing the models or by inserting them manually. Apart from storing modelling related information that is necessary for the administration of the databases, models and its objects, additional information about the real world items that the model represents can be added. Special attributes further allow for linking business documents and web sites or other applications to objects, models and databases. Thus, although ARIS' attributes are not intended for storing vast amounts of detailed information about the items themselves, a business process model can act as a central repository (Davis, 2001) p.25,97. For convenience, the attributes can also be displayed directly on the model graphic (Davis, 2001) p.91.

### Organisational objects

Organisational objects represent information on business participants that are involved in the process tasks. Many practitioners model every organisational object, be it a single person, department or a whole organisation, as an organisational unit

object which is feasible and keeps the models simple (Davis, 2001) pp.145,147. However, a hierarchical approach is more appropriate if complex projects shall be modelled and shared to ensure a common, standard-based approach. Therefore, the detailed relationships between organisational objects can be modelled within the Organisational Chart model. In both model types, eEPCs and E-Business Scenario Diagram, it is possible to assign organisational chart models to organisational objects (Davis, 2001) p.145.

### **Application system objects**

Application system objects represent the IT assets in ARIS that are used to support the business. Many objects exist to define detailed hierarchies of systems, sub systems, software modules, and even specific IT functions. Although in practice only the application system type element is used within the majority of eEPCs, an application system's internal relationships can be displayed in the assignable application system model type (Davis, 2001) p.148.

If processes are entirely carried out by application systems the corresponding function symbol can be replaced by a designated object called system function (Davis, 2001) p.150.

### **Data objects**

Involved data in IT systems and communication can be modelled formally, i.e. using recognised modelling standards such as ER-diagrams, or less formally using "business language". Whereas the Technical Term object is used for modelling data informally from a business perspective, the cluster, entity type and attribute objects represent formal data modelling in ARIS (Davis, 2001) p.150. Their internal relationship can be shown via the eERM model type. The Technical Terms model can be used to model how Technical Terms map to Clusters, Entities and Attributes of the formal data model (Davis, 2001) p.151.

### **Information Carrier objects**

Information carriers can be thought of defining how the data is stored and delivered or "carried" to and from the Functions (Davis, 2001) p.155. Symbols are available for EDI, Intranet, Internet, Email, Fax, etc. Explicit relationships between the involved data and its carrier can also be modelled (resulting in so called "secondary

relationships)” (Davis, 2001) p.157. However this relationship cannot be modelled (visually) in the E-Business scenario diagram type.

### **Objective objects**

A hierarchy of Business Objectives and related Critical Success Factors can be modelled within the Objectives Diagram model. The specific objectives could then be added to an eEPC and assigned on a Function/EPC level to show which process steps support their realisation (Davis, 2001) p.161.

### **Knowledge objects**

Knowledge is considered everything that is known to be of relevance to a process (Davis, 2001) p.158. In process modelling one would not want to try to model all of the knowledge related to the process but only where it was key to a process step (Davis, 2001) p.158. The ARIS object chosen for knowledge here is the Knowledge Category object. For more detailed levels, e.g. to represent the structure of knowledge or interrelationships, specific designated model types exist as with the other resources as well. The Knowledge Structure diagrams are useful models for representing and structuring aspects of business knowledge, thus also facilitating communication and re-use of the latter. For WS modelling they can be redefined in order to depict available case studies, benefits realised through WS application etc.

## **5.4 Matching Web Service Information with ARIS Constructs**

In the following, it is outlined how necessary information supporting WS evaluation and deployment could be captured as elements of a collaborative business process model created with the ARIS Toolset. Here, a matching between the identified critical information supporting WS assessment and deployment (presented in Table 7 and Table 8) on the one hand and the outlined appropriate ARIS constructs for representation in a collaborative BP model on the other hand is performed. The outcome is shown in Table 9 and Table 10.

| <b>Related stage</b> | <b>Information domain and type<br/>- Web Service evaluation -</b> | <b>How to capture in a process model?</b>                                     |
|----------------------|---|---|
|                      | <b>Process characteristics</b>                                    |   |
| 2                    | <b>Process stability</b>  | To be specified on Function/EPC level as discrete attribute (predefined list) |

|      |  |  |
|------|--|--|
| 2    | <b>Process repetition frequency</b>                                | To be specified on Event level as attribute  |
| 1, 2 | <b>Process's level of interconnection with following processes</b> | Information is implicitly available through the depicted process structure   |
| 2, 4 | <b>Process' level of mission-criticality</b>                       | To be specified on Function/EPC level as discrete attribute (predefined list) or through colour coding (i.e. representing value of attribute by displaying corresponding Function objects in different, designated colour sin model)   |
| 2, 4 | <b>Process's estimated monetary value if quantifiable</b>          | To be possibly specified on Function/EPC level as attribute or through colour coding   |
|      | <b>Involved electronic transaction characteristics</b>             |  |
| 2    | <b>Business transaction type</b>                                   | Information implicitly available through process structure   |
| 2    | <b>Composition requirements</b>                                    | Relationships of constituting parts of transaction are implicitly available through process structure  |
| 2    | <b>Transaction mode</b>  | To be modelled as a discrete attribute (predefined list)   |
| 2    | <b>Message delivery requirements</b>                               | Information may be attached as to Information Carrier or Function  |
| 2    | <b>Failure response requirements</b>                               | Information may be attached to Information Carrier or Function   |
| 2    | <b>Required processing speed</b>                                   | To be specified on functional level as attribute   |
| 2    | <b>Processing speed guarantees</b>                                 | To be specified on functional level as attribute   |
| 2    | <b>Throughput requirements</b>                                     | To be specified on functional level as attribute   |
| 2    | <b>Scalability requirements</b>                                    | To be specified on functional level as attribute   |
| 2    | <b>Security requirements</b>                                       | Can be modelled in E-Business Scenario Diagram as designated symbol with own attributes. However, no mapping of the symbol to other diagrams (e.g. eEPCs) is possible. Could alternatively be modelled as attributes of other practical object that was assignable to information carriers or as direct attributes of Information carrier or Function. |
|      | <b>Involved systems' characteristics</b>                           |  |
| 1, 2 | <b>Description of internal structure and functionality</b>         | To be described as attribute of Application System Type Module or IT Function  |
| 2    | <b>Capacity utilisation level</b>                                  | To be specified as attribute of Application System or Module   |

|         |  |  |
|---------|--|--|
| 2       | <b>Costs (initial &amp; maintenance)</b>   | To be specified as attribute of Application System or Module   |
| 2       | <b>Existing interfaces</b>   | Supported input and output formats to be specified as assigned Data objects and/or as attributes of Application System |
| 2       | <b>Used communication protocols</b>  | Depicted through information carrier   |
| 2       | <b>Systems ability/likelihood to change</b>  | To be specified as discrete attribute (predefined list) of Application System or Module                                |
|         | <b>Involved data's characteristics</b>   |  |
| 3, opt. | <b>Data format, compliance to standards</b>  | To be described as attribute of Cluster object and specified in eERM model if complex                                  |
| 2       | <b>Dynamics, frequency of change</b>   | To be specified as attribute of Cluster object   |
| 2       | <b>Importance of timeliness</b>  | To be specified as discrete attribute (predefined list) of Cluster object  |
| 2       | <b>Required level of end-to-end security for involved data</b>   | To be described as attribute of Cluster object   |
|         | <b>Involved business partners' characteristics</b>   |  |
| 2, 3    | <b>Total number of involved parties</b>  | Implicitly contained in model through relationships with Organisational Units  |
| 4       | <b>Assumed frequency of cooperation</b>  | To be specified as discrete attribute (predefined list) of Organisational Unit   |
| 4       | <b>Importance of business partner to organisation</b>  | To be specified as discrete attribute (predefined list) of Organisational Unit   |
| 3, opt. | <b>Autonomy, degree of individuality</b>   | To be specified as discrete attribute (predefined list) of Organisational Unit   |
| 3, opt. | <b>Existing level of business trust</b>  | To be specified as discrete attribute (predefined list) of Organisational Unit   |
| 3, opt. | <b>Existing process insight and manageability, shared meaning</b>  | To be specified separately as discrete attributes (predefined list) of Organisational Unit                             |
| 3, opt. | <b>Existing technological base</b>   | Implicitly contained in model through Application Systems if process & resource insight is granted                     |
| 3, opt. | <b>Existing IT skill base</b>  | To be specified as discrete attribute of Organisational Unit (predefined list)   |
|         | Types of characteristics of the involved business parties could also be modelled as redefined Knowledge Category objects and thereafter be assigned to the organisational objects representing the business participants via the Knowledge Map model type. |  |

|      |  |
|------|--|
|      |  |
|      | <b>Examples, first implementations &amp; their maturity</b>  |
| 3, 4 | <p>Can be made reference to as attribute on Function/EPC level. Cross-reference to local documents or URLs possible via link. Colour coding could be used to assign the implementation's level of maturity on the Function/EPC level (designated colours for discrete levels of maturity).</p> <p>Could alternatively be modelled as redefined Knowledge Category objects that could be assigned on Function/EPC level and colour coded according to the examples' maturity. The advantage of using Knowledge Category objects would be that they could, in turn, link to relevant documents, specify several relevant attributes, and could carry further details (e.g. experienced issues, benefits) in assigned Knowledge Structure Diagrams.</p> |
|      | <b>Risks &amp; Benefits of WS implementations</b>  |
| 3, 4 | <p>Experienced risks and benefits can be modelled separately as objects in own models in hierarchical form (e.g. Structural Model or, preferably, Knowledge Structure Diagram). Besides, the relationships of benefits and of risks could be captured in separate Knowledge Structure Diagrams. In addition to that, risks and benefits can be directly assigned to Functions/EPCs, or indirectly through their inclusion in Knowledge Structure Diagrams for first WS implementations which were assigned on a Function/EPC level themselves. Here, it is recommended to model them as redefined Knowledge Category objects to be included in Knowledge Structure Diagram attached to the Functions/EPCs.</p>                                       |

**Table 9:** Capturing information for Web Service evaluation in a Business Process Model

| <b>Information domain and type - Web Service deployment -</b> | <b>How to capture in a process model?</b>  |
|---|--|
| <b>Business purpose for Web Service</b>                       | <p>Business drivers could be captured in several plausible ways, as:</p> <p>a) a discrete attribute (predefined list + free text if value not yet in list) on Function/EPC level.</p> <p>b) redefined specific Knowledge Category objects. The advantage would be that these objects could then be directly assigned to Functions as well as be included in Knowledge Structure diagrams detailing known Web Service implementations. Objective objects can only be assigned to Functions.</p> <p>c) a discrete attribute (predefined list + free text if value not yet in list) of the Knowledge Category objects which refer to first implementations and are assigned to Functions.</p> <p>d) Objective objects in a hierarchical Objective Diagram + assigned on Function/EPC level after first WS projects. (Here preferred as predefined object available.) (See Figure 7)</p> |
| <b>Interaction pattern</b>                                    | <p>Interaction type classifications could be captured in several plausible ways, as:</p> <p>a) a discrete attribute (predefined list + free text if value not yet in list) on Function/EPC level.</p>  |

|  |   |
|--|---|
| b) redefined specific Knowledge Category objects (that could be part of a Knowledge Structure Diagram attached to a Knowledge Category object for first implementations)<br>c) Comments, after first own or reported projects.<br>d) a discrete attribute (predefined list + free text if value not yet in list) of the Knowledge Category objects which refer to first implementations and are assigned to Functions. This is recommended, because it constitutes a simple, discrete type of information. |   |
| <b>Interoperability scenarios</b>  |   |
| Distinguishable interoperability scenarios that reveal patterns  | See [ <b>Interaction pattern</b> ]  |
| <b>Service semantics</b>   |   |
| <b>Functional service properties</b>   | To be described on Function/EPC level as attributes or as attributes of the Knowledge Category objects representing WS examples |
| <b>Non-functional service properties</b>   | To be described on Function/EPC level as attributes or as attributes of the Knowledge Category objects representing WS examples |
| <b>Service ontology &amp; capabilities</b>   | To be described on Function/EPC level as attributes or as attributes of the Knowledge Category objects representing WS examples |
| <b>Misc.</b>   |   |
| Information can be included that is critical or has proven to be important in the past   | To be captured in model as attributes, Comments or Knowledge Objects  |

**Table 10:** Capturing information for Web Service deployment in a Business Process Model

## 5.5 E-Procurement Scenario

Figure 5 depicts the high-level business processes of the e-Procurement scenario modelled with the ARIS Toolset. These processes are presented in an E-Business Scenario Diagram. The header row contains the involved business parties; the following row holds the related business processes and resources. This model is of the “swim lane” type. The column presentation therefore visualises the interface between the two business partners. Electronic communication takes place in form of business document exchanges. Most of the business processes carry an “assignment” symbol in their bottom right corner which depicts the fact that an associated eEPC is available that further details the business process. The user can quickly browse through the models with the help of these visual links. The modelling symbols have been introduced in Figure 4.

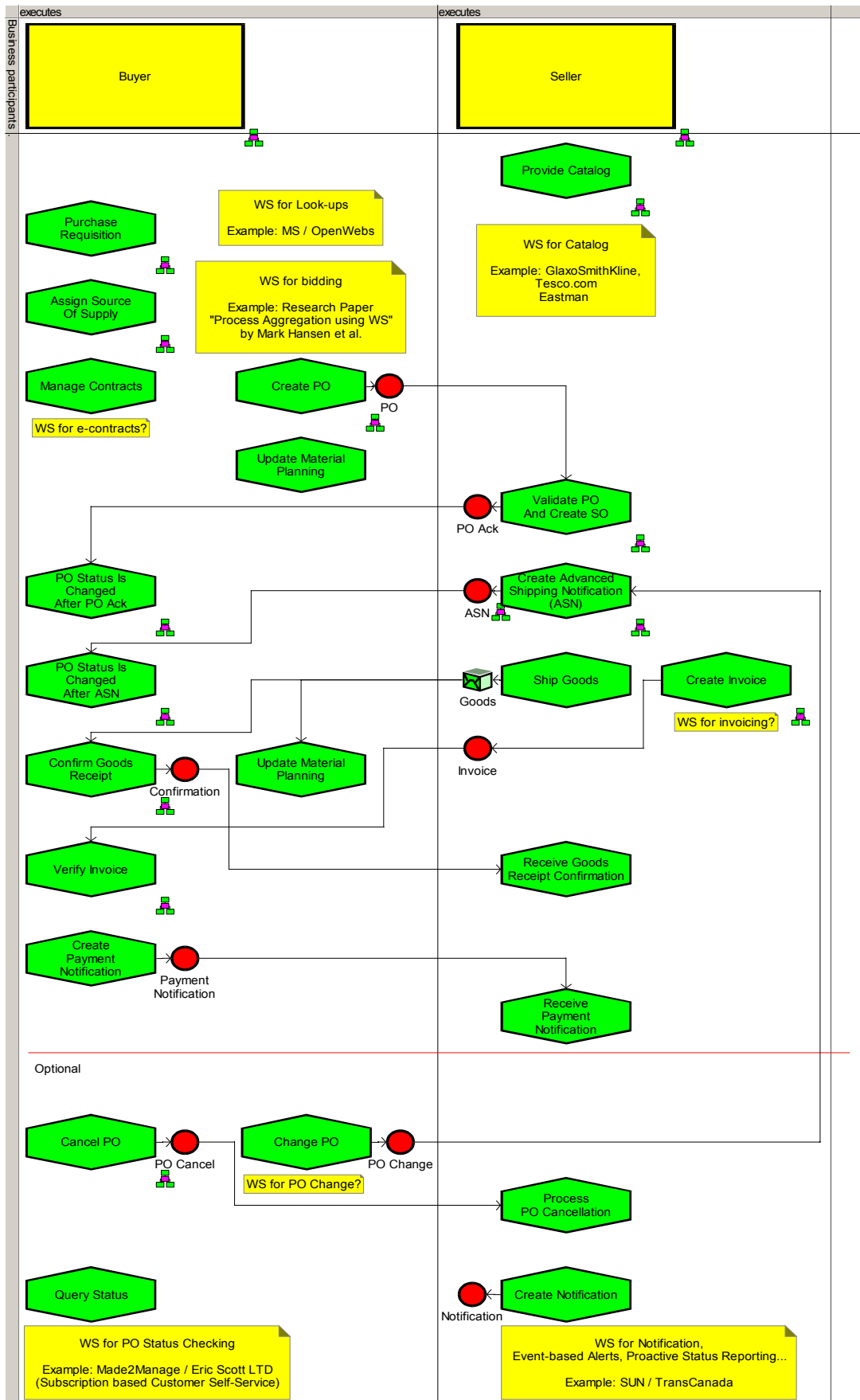
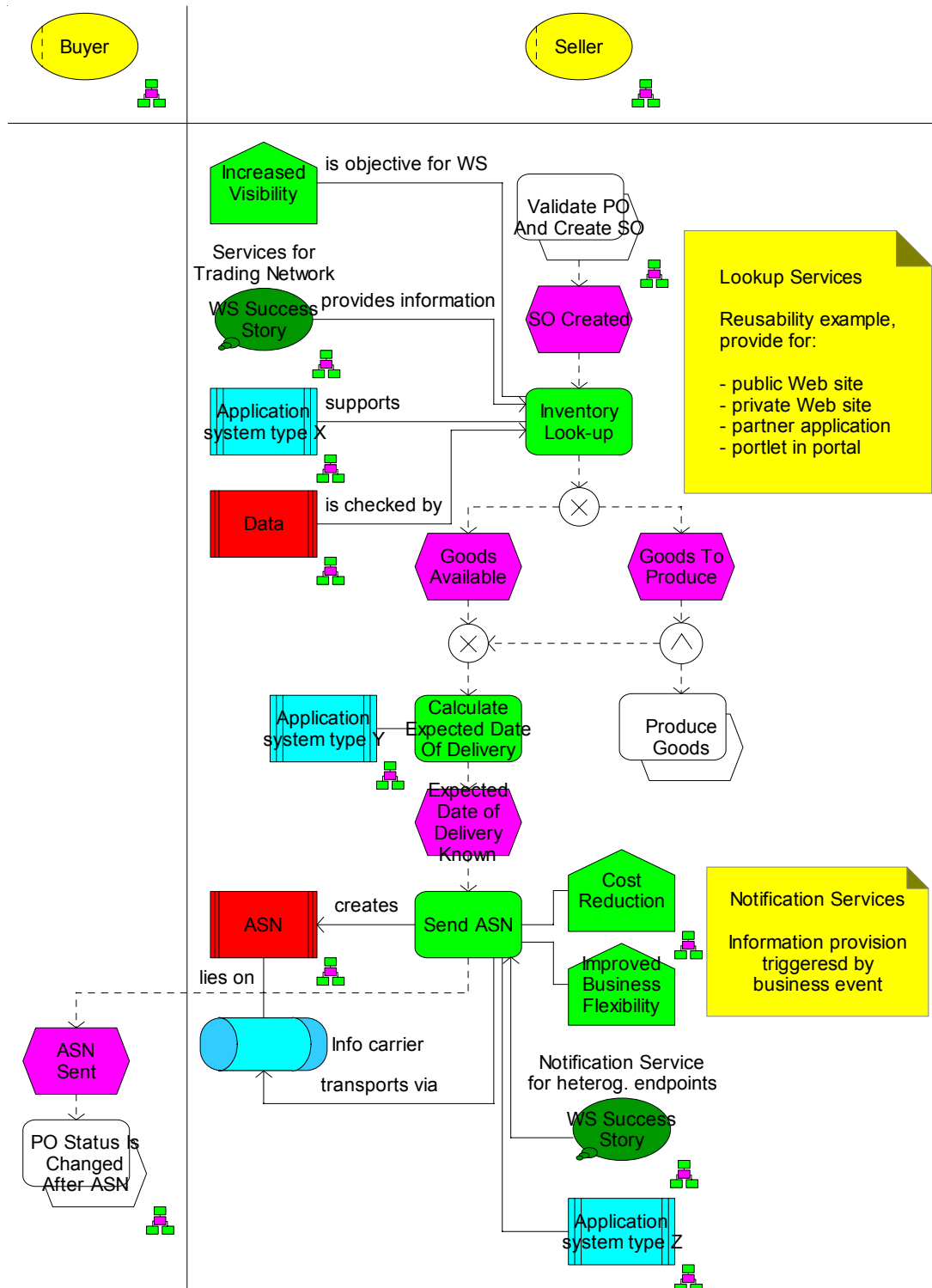


Figure 5: High-level processes for e-procurement in E-Business Diagram

The scenario starts with the product catalogue provision by the Seller. The catalogue can be provided as a WS which would be a service to the Buyer. An advantage would be the support for heterogeneous systems, i.e. the catalogue WS could be integrated on a web site, as a small desktop application at the Buyers site etc. Upon identification of a specific product need, a purchase requisition is triggered on the Buyer's side, who assigns a source of supply which may lead to an update of contract information. Thereafter a purchase order (PO) is created and the material planning system is updated. Upon reception of the purchase order the Seller validates it and creates a sales order (SO). A PO acknowledgement (PO Ack) is sent to the Buyer who changes the status of the purchase order. The Seller provides the required goods and sends an advanced shipping notification (ASN) to the Buyer which leads to another update of the PO at the Buyer's side. Finally the goods are shipped and an invoice is created and transmitted to the Buyer. Although no examples could be found, the invoicing process might prove suitable for WS integration. The Buyer confirms the reception of the goods, updates his material planning and verifies the invoice upon arrival. A payment notification is sent to the Seller when the invoice has been verified. In addition, message exchange is required for PO ammendment, status querying and further notifications. Existing WS solutions are attached to the model in the form of comments. Comments are also attached to processes where WS applications should be clearly considered, e.g. automation of (parts of) contracts, support for the invoice process and purchase order changes.

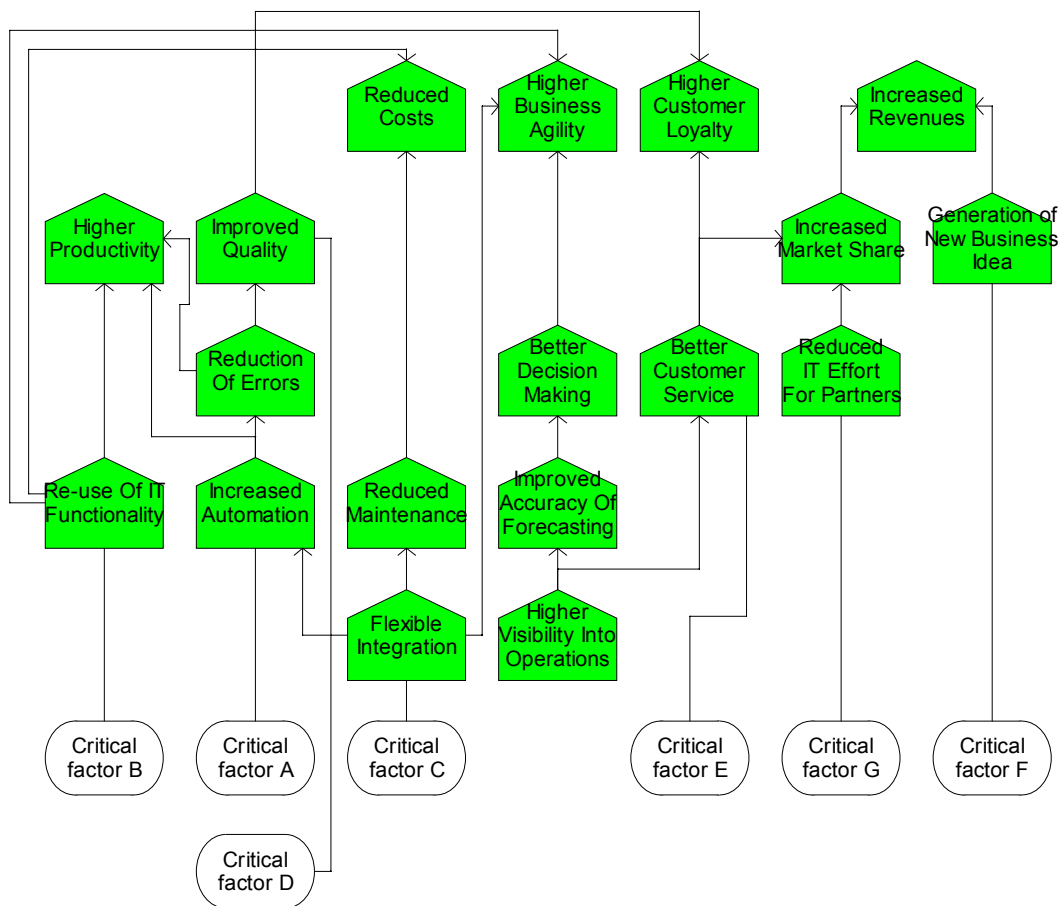
Figure 6 depicts the process "Create ASN" in greater detail. The representation chosen is an eEPC model. The column type gives a corresponding "swim lane" view on the involved business parties. In ARIS the model shows up after a double click on the assignment symbol of the "Create ASN" process in the E-Business Diagram. The model shows the required activities and resulting states to carry out the business process. It also includes involved application systems, data and information carriers and their interrelationships. Applications systems and data can be further detailed in related diagrams such as the eEPC in Figure 6. The activities (Function objects) supported through WS carry a Knowledge object that represents the corresponding type of WS example, differentiated according to their maturity, i.e. research prototype, vendor proposal, success story. The different degree of maturity is depicted through colour coding of the Knowledge objects (i.e. predefined colours for

low maturity, moderate maturity, high maturity: red-yellow-green). The WS examples can be detailed in Knowledge Structure Diagrams, which can include information about benefits, issues and hyperlinks to relevant documents. WS-supported activities also carry the objective (Objective object) of the WS project. An Objective diagram can capture the relation to other business objectives (Figure 7).



**Figure 6:** Seller’s process “Create ASN” in greater detail via an eEPC

The screenshot presented in Figure 7 depicts an organisation’s business objectives and critical success factors for improvement projects and their interrelationships. Together with stated objectives for WS integration it helps determine the role WS application could play within the overall objectives for process improvements.



**Figure 7:** Objective Diagram showing composition of objectives & critical factors

## 6 Conclusion

This paper addressed one of the currently perceived issues surrounding WS, namely the lack of a sound methodology to demonstrate the actual business impact of WS adoption in specific settings. The main contributions are: a) a process-oriented framework for systematic assessment of web service adoption opportunities including checklists and scoring tables; b) a structured set of identified critical information for WS evaluation and deployment through business process models;

and c) a mapping of this information types into ARIS constructs, thus enabling the representation of this information in a business process model.

The study has drawn on an extensive review of the literature as well as reported case studies and best practices. From these resources, a list of assessment criteria for potential application areas of WS could be derived. These criteria were then tested through an e-Procurement scenario and refined through feedback obtained from focus groups.

Further research leading to the refinement, extension, and testing of the proposed assessment methodology is needed. In particular, the methodology could be extended by depicting trade-offs between benefits and risks of WS deployment. Also, additional requirements for the methodology should be identified through further case studies. Finally, the implementation of the proposed methodology in other tools than ARIS should be considered.

Another relevant direction for future work is the exploration of requirements that collaborative e-Business interactions impose on BPM and WS as well as their implications. Issues that still need to be addressed and overcome include dealing with business trust, semantic heterogeneity and exceptions, all of which were identified as crucial during the focus groups.

## References

- Adams, H., Gisolfi, D., Snell, J., & Varadan, R. (2002). *Best practices for Web services: Back to the basics, Part 2*: IBM Developer Works.
- Bibby, A., & Brea, C. (2003). Business Process Reengineering Through Web Services A user-experience perspective. *Web Services Journal*.
- Bielski, L. (2003). Web services goes live: One deployment at a time. *American Bankers Association. ABA Banking Journal*, 95(7), 49-58.
- Burdett, D. (2003). *The Business Web Services Scorecard Using Web Services for Business - the present and the future*: Commerce One Operations Inc.
- Chen, M. (2003). Factors affecting the adoption and diffusion of XML and Web services standards for E-business systems. *International Journal of Human - Computer Studies [H.W. Wilson - AST]*, 58(3), 259.
- Christiansen, S. (2002, December 8-13 2002). *The Business Case for XML Web Services*. Paper presented at the XML Conference 2002, Baltimore.
- Davis, R. (2001). *Business Process Modelling with ARIS: A practical guide*. London: Springer.

- ebXML Business Process Team. (2002, April 2002). *Business Process and Business Document Modeling Worksheets and Guidelines*. Retrieved 01/06/2003, from [http://www.collaborativedomain.com/standards/documents/bpWS-1.05-2%20DRAFT%20\(May%2016\).doc](http://www.collaborativedomain.com/standards/documents/bpWS-1.05-2%20DRAFT%20(May%2016).doc)
- Estrem, W. A. (2003). An evaluation framework for deploying Web Services in the next generation manufacturing enterprise. *Robotics and Computer-Integrated Manufacturing, In Press, Corrected Proof*.
- Fern, E. F. (2001). *Advanced focus Group research*. Thousand Oaks, California: SAGE Publications.
- Gartner (2005). Delivering IT's Contribution - CIO Agenda 2005. EXPPremier20050115.
- Glushko, R. J., & McGrath, T. (2002). *Document Engineering for e-Business*. Paper presented at the Document Engineering 2002, McLean, Virginia, USA.
- Hammer, M., & Champy, J. (1993). *Reengineering the Corporation. A Manifesto for Reengineering*. New York: Harper Business.
- Harmon. (2002). *Business Process Change: A Manager's Guide to Improving, Redesigning, and Automating Processes*: Morgan Kaufmann.
- IBM. (2003). *IBM Patterns for e-business*. Retrieved 01/09/2003, from <http://www-106.ibm.com/developerworks/patterns/>
- IDS Scheer AG. (2002). ARIS Methods (for Version 6).
- John Hagel III, & Brown, J. S. (2002). *Orchestrating Business Processes - Harnessing the Value of Web Services Technology*. Retrieved 01/06/2003, from [http://www.johnhagel.com/paper\\_orchestratingwebservices.pdf](http://www.johnhagel.com/paper_orchestratingwebservices.pdf)
- John Hagel III, Brown, J. S., & Layton-Rodin, D. (2002). *The Secret to Creating Value from Web Services today: Start simply*. Retrieved 01/06/2003, from [http://www.johnhagel.com/paper\\_startsimply.pdf](http://www.johnhagel.com/paper_startsimply.pdf)
- Jost, W., & Wagner, K. (2002). The ARIS Toolset. In A.-W. Scheer, F. Abolhassan, W. Jost & M. Kirchmer (Eds.), *Business Process Excellence ARIS in Practice* (pp. 16-31). Berlin Heidelberg New York: Springer.
- Linthicum, D. S. (2002, 17/01/2002). *An Application Integration Value-Add? expoQ's David Linthicum on Web Services in EAI*. Retrieved 18/08/2003, from [http://searchwebservices.techtarget.com/originalContent/0,289142,sid26\\_gci788646,00.html](http://searchwebservices.techtarget.com/originalContent/0,289142,sid26_gci788646,00.html)
- Morgan, D. L. (1988). *Focus Groups as Qualitative Research* (Vol. 16). Newbury Park, California: SAGE Publications.
- Morgenthal, J. (2003, 07/07/2003). *Taking Web Services TO The Next Level: Taxonomy Needed*. Retrieved 07/07/2003, from [http://www.ebizq.net/topics/objects\\_components/features/2046.html](http://www.ebizq.net/topics/objects_components/features/2046.html)
- National Health Supply Chain Taskforce Interoperability Working Group. (2002). *Electronically Connecting Trading Partners: A Proposed Interoperability Standard*: National Health Supply Chain Taskforce Interoperability Working Group.

- New Mexico State University - College of Agriculture and Home Economics. 1999-2003  
*EVALUATION HANDBOOK*. Retrieved 01/06/2003, from  
[http://www.cahe.nmsu.edu/grants/evaluation/eval\\_section2.html#focus](http://www.cahe.nmsu.edu/grants/evaluation/eval_section2.html#focus)
- Papazoglou, M. (2003). *Web Services and Business Transactions*.
- Patricia Seybold Group. (2002). *An Executive's Guide to Web Services*: Patricia Seybold Group.
- Robins, B., Sleeper, B., & McTiernan, C. (2003). *Web Services Rules: Real-World Lessons from Early Adopters*: The Stencil Group.
- Samtani, G., & Sadhwani, D. (2002). ROI and Web Services. In *Web Service Business Strategies and Architectures*: Expert Press.
- Saulnier, C. F. (2000). Groups as data collection method and data analysis technique: Multiple perspectives on urban social work education. *Small Group Research*, 31(5), 607-627.
- Scheer, A.-W. (1998a). *ARIS - Business Process Frameworks*. Berlin et al: Springer.
- Scheer, A.-W. (1998b). *ARIS - Business Process Modelling*. Berlin et al: Springer.
- Scheer, A.-W., Abolhassan, F., Jost, W., & Kirchmer, M. (2002). *Business process Excellence ARIS in practice*. Berlin Heidelberg New York: Springer.
- Schmelzer, R., & Bloomberg, J. (2002, 18/06/2002). *Want to service-enable your enterprise? Model first!* Retrieved 01/06/2003, from  
[http://searchwebservices.techtarget.com/tip/1,289483,sid26\\_gci833705,00.html](http://searchwebservices.techtarget.com/tip/1,289483,sid26_gci833705,00.html)
- Scholler, D. (2003, 07/04/2003). *Web Services Architecture: Part 1 - Service Development Excellence*. Retrieved 01/06/2003, from <http://www.ge-bac.com/article.php?story=20030407225246949>
- Soderstrom, E., et al. (2002). Towards a framework for comparing process modeling languages. In A. Banks Pidduck et al. (Ed.s), *Proceedings of CAiSE 2002* (pp. 600-611). Heidelberg Berlin: Springer.
- Sofaer, S., Kreling, B., Kenney, E., Swift, E. K., & Dewart, T. (2001). Family Members and Friends Who Help Beneficiaries Make Health Decisions. *Health Care Financing Review; Washington*, 23(1), 16.
- The Stencil Group. (2002). *The Laws of Evolution: A Pragmatic Analysis of the Emerging Web Services Market*: The Stencil Group.
- Wilkov, R. (2002, 21/12/2002). *How to Get Real Value fro Web Services... Today*. Retrieved 01/06/2003, from [http://www.ebizq.net/topics/dev\\_tools/features/1567.html](http://www.ebizq.net/topics/dev_tools/features/1567.html)
- Wright, D. (2002). *Beyond the Hype: How To Make Web Services Work for Your Organization, Part 2 - How to Begin to Use Web Services in Your Business*. Retrieved 01/06/2003, from  
<http://www.lightshipinc.com/lightship/download/download.aspx?Title=BeyondHypePart2>